



Web System For Private Backup  
Management



# AXON BMS

## Backup Management

This is a web system for the private management of backups that provides support to the cybersecurity strategies of companies in the electricity sector. It allows the user to register, organize, present, version and control access to information and documents associated with critical cyber assets of a substation, facilitating traceability and implementation of recovery plans.

Its access control scheme with support for LDAP, allows the assignment of basic or advanced privileges to each user depending on the task or section assigned. It allows through reports to audit user actions and perform searches relating all the information on the system, using criteria such as users, assets or cases.

## Benefits

- Unlimited support
- Intuitive tool for quick and easy use
- Two-factor authentication
- Asset Inventory
- Support for managing documents larger than 1GB in size.
- Support for symmetric encryption of critical files
- System event log
- Hierarchical organization of assets by areas
- Document access management by cases
- Notification of open cases for more than one time limit.

# Generalities

- Private platform with fast Web access.
- Module for Manuals backup.
- Installers backup module.
- Cyber-assets document management module.
- Document versioning management.
- Symmetric encryption of sensitive information.
- Regular notification of open cases in the system (configurable).
- Hierarchical organization of elements.
- Logging and access to system events for auditing.
- Quick search of elements within the system

## Characteristics

### 01. Interface

The general interface has a hierarchical tree structure that allows a detailed and organized view of all substation components such as: Areas, Installers, Manuals and Cyber Assets. This last entity is the one that manages all the substation's IEDs through the creation of backups and associated documents.

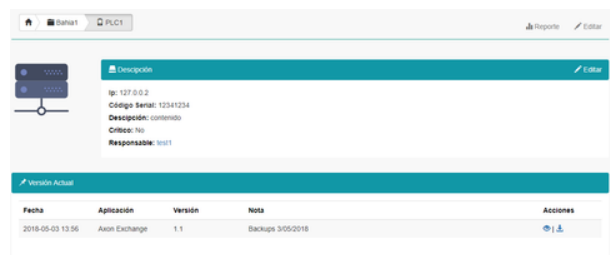
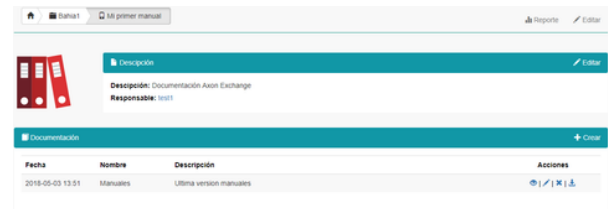
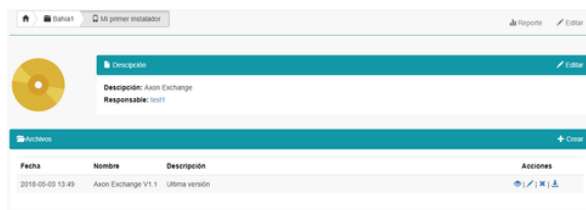
| Nombre               | Tipo       | Directorio al que pertenece        | Ver                 |
|----------------------|------------|------------------------------------|---------------------|
| Bahia1               | Directorio | Lugar2                             | <a href="#">Ver</a> |
| Bahia2               | Directorio | Lugar2                             | <a href="#">Ver</a> |
| Bahia2(1)            | Directorio | Lugar2                             | <a href="#">Ver</a> |
| Lugar2               | Directorio |                                    | <a href="#">Ver</a> |
| Mi primer instalador | Instalador | Lugar2/Bahia2(1)                   | <a href="#">Ver</a> |
| Mi primer instalador | Instalador | Lugar2/Bahia1                      | <a href="#">Ver</a> |
| Mi primer instalador | Instalador | Lugar2/Bahia2                      | <a href="#">Ver</a> |
| Mi primer manual     | Manual     | Lugar2/Bahia1                      | <a href="#">Ver</a> |
| Mi primer manual     | Manual     | Lugar2/Bahia2(1)                   | <a href="#">Ver</a> |
| Mi primer manual     | Manual     | Lugar2/Bahia2                      | <a href="#">Ver</a> |
| PLC1                 | Activo     | Lugar2/Bahia2                      | <a href="#">Ver</a> |
| PLC1                 | Activo     | Lugar2/Bahia1                      | <a href="#">Ver</a> |
| PLC1                 | Activo     | Lugar2/Bahia2(1)                   | <a href="#">Ver</a> |
| quest                | Instalador | Lugar2/Bahia1/Mi primer instalador | <a href="#">Ver</a> |

| Nombre               | Tipo       | Directorio al que pertenece | Ver                 |
|----------------------|------------|-----------------------------|---------------------|
| Bahia1               | Directorio | Lugar1                      | <a href="#">Ver</a> |
| Bahia1               | Directorio | Lugar3                      | <a href="#">Ver</a> |
| Bahia1               | Directorio | Lugar2                      | <a href="#">Ver</a> |
| Lugar1               | Directorio |                             | <a href="#">Ver</a> |
| Lugar2               | Directorio |                             | <a href="#">Ver</a> |
| Lugar3               | Directorio |                             | <a href="#">Ver</a> |
| Mi primer instalador | Instalador | Lugar2/Bahia1               | <a href="#">Ver</a> |
| Mi primer instalador | Instalador | Lugar1/Bahia1               | <a href="#">Ver</a> |
| Mi primer instalador | Instalador | Lugar3/Bahia1               | <a href="#">Ver</a> |



## 02. Assets

Within the main view of the platform it is possible to access and manipulate the information contained in each of the elements of the tree, such as lists of loaded elements and general description.



## 03. Cases

In the Cases window you can find a list of open cases that were automatically created when a Backup download was generated for the purpose of restoring the system.

These cases remain open to indicate that this task must be followed until a user solves the problem and defines the closure of the case.

In this view there is also the option to search quickly and easily by case creation date. Additionally, the list of cases has information related to the creation date, case identification code, associated user, cyber-asset from which the case was generated, purpose and the comment made.

The 'Casos' window displays a list of cases with the following data:

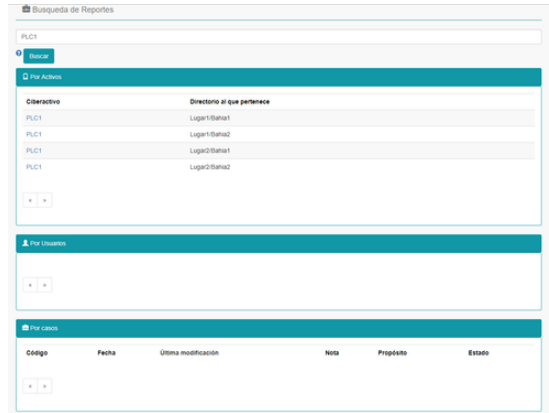
| Código | Fecha               | Usuario        | Ciberactivo | Nota      | Propósito           | Estado  | Editar  |
|--------|---------------------|----------------|-------------|-----------|---------------------|---------|---------|
| 7      | 2018-04-16 09:54:01 | Daniel Ducuara | PLC1        | contenido | Restablecer Sistema | Abierto | [Icono] |
| 6      | 2018-04-16 09:53:51 | Daniel Ducuara | PLC1        | contenido | Restablecer Sistema | Abierto | [Icono] |
| 5      | 2018-04-16 09:53:36 | Daniel Ducuara | PLC1        | contenido | Restablecer Sistema | Abierto | [Icono] |
| 4      | 2018-04-16 09:53:17 | Daniel Ducuara | PLC1        | contenido | Restablecer Sistema | Abierto | [Icono] |
| 3      | 2018-04-16 09:52:34 | Daniel Ducuara | PLC1        | contenido | Restablecer Sistema | Abierto | [Icono] |
| 2      | 2018-04-16 09:52:26 | Daniel Ducuara | PLC1        | contenido | Restablecer Sistema | Abierto | [Icono] |



## 04. Reports

The reports section is designed to perform search tasks, grouping all the information about the system in three main groups, by users, by assets and by cases.

In each group you can find all the information that is associated to a specific user, asset or case.



## 05. Users

The users window allows you to manage the accounts associated with each of the people who have access to the platform and will make use of the services provided in it, under certain privileges defined by the system administrator. In principle, this window shows a list of all users that are created, along with some information such as Full Name, Email, Username and Role.

This entity has the possibility to create, edit, delete and reset user accounts, but all these actions are controlled and managed by the main administrator of the account, who has all the privileges and can assign them to the other users of the system.



# TECHNICAL SPECIFICATIONS

## SOFTWARE AXON BMS

### > Licensing

Axon BMS licensing allows full access to all features of the Axon BMS design.

Your licensing process can be by software and depends on the number of users.

### > Installation requirements

- **Web server:** Recommended Apache 2.4 or higher.
- **PHP:** 7.1.7 or higher
- **MySQL:** MariaDB 10.1.25
- **LDAP:** LDAP version compatible with PHP 7.
- **RAM:** 2GB + depending on the maximum file size to be supported.
- **Disk Space:** 100 MB (installation) + 1TB (recommended for data storage)

## Bonus Advantage

- 1 Immediately and unlimited support
- 2 Updates of version free
- 3 Customized service
- 4 Easy and fast configuration
- 5 Reduction of cost for implementation
- 6 Delivery time: one week

## Get in Touch

**AU:** [power.systems.automation@heliosps.com.au](mailto:power.systems.automation@heliosps.com.au)  
**NZ:** [power.systems.automation@heliosps.co.nz](mailto:power.systems.automation@heliosps.co.nz)

HELIOS  
POWER SOLUTIONS

Helios Power Solutions is Axon Group's partner of  
power system automation solutions