



TELECONTROL
PROTOCOLS SIMULATOR



AXON TEST

Telecontrol Protocols Simulator

Protocol's Simulator Axon Test is designed for analysis and test of different IEDs or Control Centers, using protocols such as:

- DNP3 LAN/WAN
- DNP3 serial
- IEC 60870-5-104
- IEC 60870-5-103
- IEC 60870-5-101 Unbalanced and Balanced
- Modbus LAN/WAN
- Modbus Serial
- OPC

Futhermore, it has some additional useful tools for tests such as:

- IP SCAN
- Connections type TCP/Serial Emulator
- Telnet

Benefits

- Axon Test tries to be an intuitive tool for a quick and easy use.
- Allows data export of all tests makes.
- Has different filters for signals search.
- Permits test signals configure through easy tools.
- Has trace tool, for communication frames analysis.
- Signal's autosimulations of slaves devices.
- Simulation of multiple devices simultaneously.

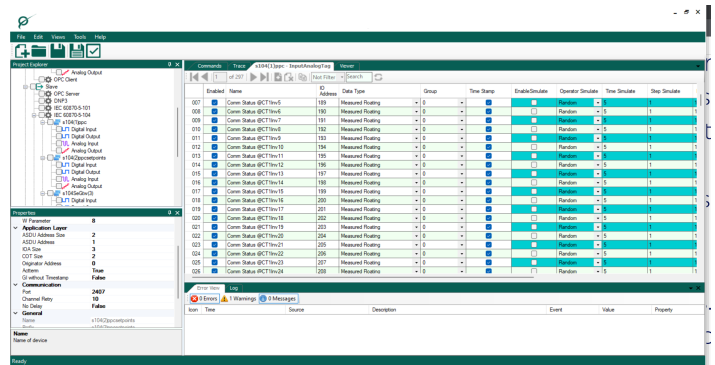
Characteristics

01. Configuration

Creating connections for both master devices and slaves, also allows the creation with signals description which will be tested. In the case of master protocols, the creation of signs is not necessary for IED's simulation, but helps to identify the signals to check.

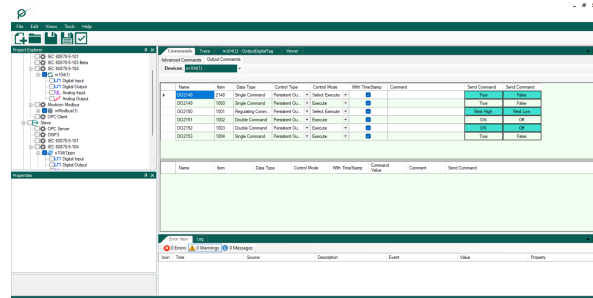
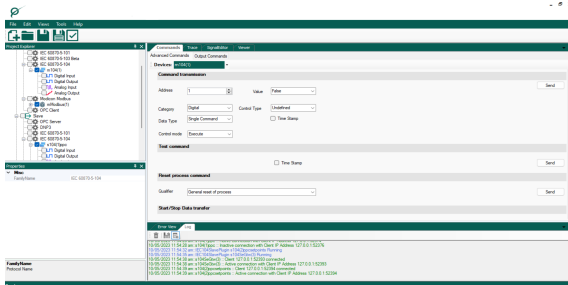
It shows masters / slaves protocols, in tree view, located on the interface's left side, it is displayed all the features for setting eachone added IEDs. In this section you can configure: Connection parameters, input / output signals with their respective addressing.

For slave devices, all signals has self-simulation properties, a feature that allows configure it individually or in different groups of variables at same time.



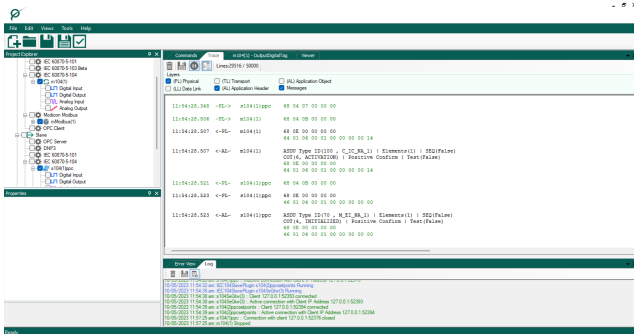
02. Commands

Axon Test allows master protocols to execute different commands types. If they have been previously configured in Digital / Analog Output, they will appear in the Output Commands tab into Commands window, for they can be executed. If they are not previously configured, it is necessary to select the Advanced Command window, from where any command can be executed.



Characteristics

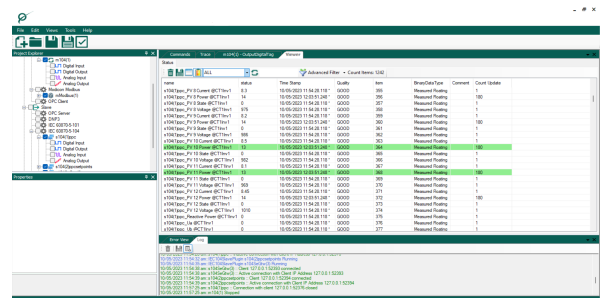
03. Trace



This tool allows to monitor frame information exchange between devices, in order to make communication status diagnosis through an easy and simple way, due treatment carried out on the communication frames, which are decomposed and analyzed, making use of filters to improve its readability.

04. Viewer

- Display configured signals data into slave protocol, with the parameters according to configured protocol, including: time stamp, name, description, quality.
- View received signals data in master device.
- Has signals filters displayed in viewer to select those of user interest.
- Visualizes digital signals in colors according their value in order to facilitate its detection.
- Forces value change and quality propertie change of signal from a slave to simulation.



TECHNICAL SPECIFICATIONS

Software Axon Test

> Licensing

Demo 45 days, (Free). Official License
Through an exclusive file or Hardware key (Dongle key).

- DNP3 LAN / WAN
- DNP3 serial
- IEC 60870-5-104
- IEC 60870-5-103
- IEC 60870-5-101 Balanceado / Desbalanceado
- Modbus LAN / WAN
- Modbus Serial
- OPC Client

> Specific Features

- LAN or WEB Access
- Telnet Client
- Mimic
- Signal Simulator
- Trace (Frame Analysis)
- Signal's Filter
- Event Log
- IP Scanner
- Connections Emulator

> Installation requirements

- **Operating System:** Windows 7 SP1 or higher
- **Hard disk:** 500 MB of free storage
- **Processor:** 1.5GHz
- **RAM:** 2GB
- **Framework:** Microsoft .NET 4.5 / 4.5.2 SP2
- **Framework:** Visual C++ 2013, Visual C++ 2015

Bonus Advantage

Axon Group

- 1 Immediately and unlimited support
- 2 Updates of version free
- 3 Customized service
- 4 Easy and fast configuration
- 5 Reduction of cost for implementation
- 6 Delivery time: one week



Get in Touch

AU: power.systems.automation@heliosps.com.au
NZ: power.systems.automation@heliosps.co.nz

HELIOS
POWER SOLUTIONS

Helios Power Solutions is Axon Group's partner of
power system automation solutions

AXON
Group